

# LIBRARY PASSPORT



COLUMBIA UNIVERSITY LIBRARIES

## EXPLORE YOUR LIBRARIES!

---

Visit your library locations to familiarize yourself with the range of spaces and services available to you as a Columbia student. Complete an online scavenger hunt to learn how to access digital resources. **Pro Tips** and **Hidden Gems** are optional, but encouraged! Visit the libraries in any order, at your own pace. Don't forget your CUID, you'll need it to access campus buildings and library spaces.

Check the hours before you explore:



View a map of locations:



Get accessibility help:



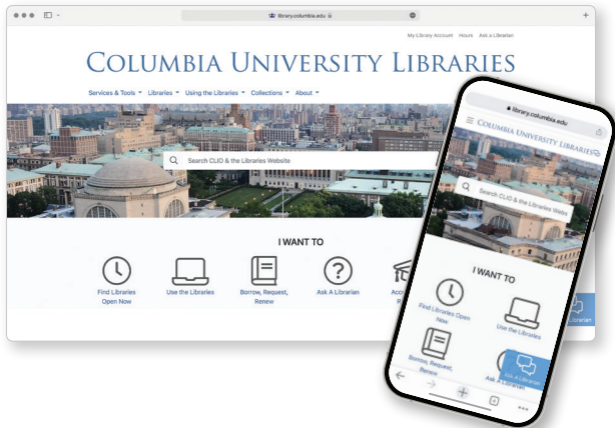
Check out our prizes for stamping your passport in some or all locations:



# YOUR LIBRARIES ONLINE

library.columbia.edu

The Libraries' website is the gateway to making the most of your libraries. Complete an online scavenger hunt to learn to navigate our site and catalog. This activity should take about 15-30 minutes. Take your time and have fun!



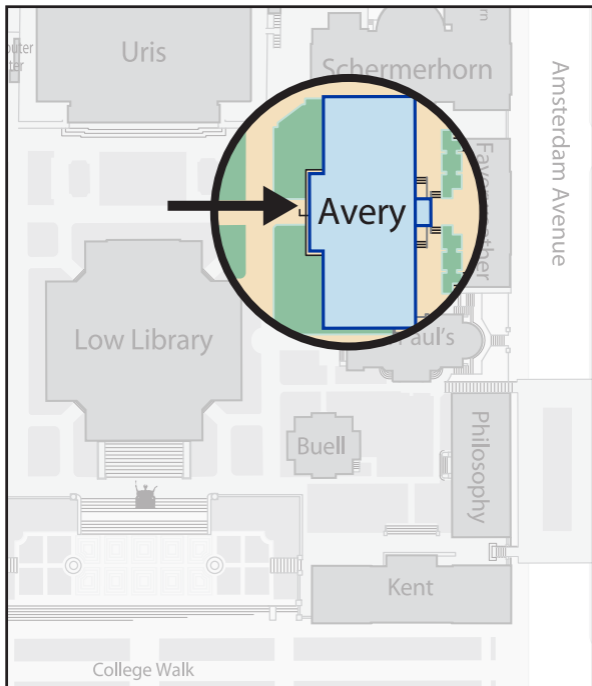
Stamp this page by writing the code word you receive upon completing the scavenger hunt!



**CODE WORD**

# AVERY ARCHITECTURAL & FINE ARTS LIBRARY

300 Avery Hall, 1172 Amsterdam Avenue



## GET HELP: SERVICE DESK

---

Enter Avery Hall, then proceed straight through the doors into Avery Library's historic 1912 reading room designed by famed architecture firm McKim, Mead & White. Proceed downstairs or take the elevator to the 200 level and you'll see the service desk.

## PRO TIP

---

The stacks (or bookshelves) and balconies on the entrance level are only the tip of the iceberg. Head downstairs to find the service desk, more reading rooms, scanners, and many more books to support research in the built environment and fine arts! Plus, you don't have to leave Avery Hall to take a snack break. Duck down the spiral staircase or elevator in the lobby outside the library doors to find the cafe on the 100 level. (Food isn't permitted in the library itself, so please enjoy your meal in the cafe.)

## HIDDEN GEM

---

Avery is home to three special collections: Avery Classics (architectural rare books), Drawings & Archives, and Art Properties. Special collections are available for use by appointment. Avery is also a great place for quiet individual study; as soon as you swipe in, you'll notice how serene and peaceful the space feels.

MY NOTES

I visited this location on (date): \_\_\_\_\_




# BARNARD LIBRARY

(AFFILIATE)

---

Milstein Center, 3009 Broadway



## GET HELP: CIRCULATION DESK

---

Enter the Milstein Center for Teaching and Learning and turn left to access the stairs or right to access the elevators to the second floor, where the library's circulation and help desk is located.

## PRO TIP

---

Columbia affiliates can check out items from Barnard by visiting their collections or using the pick-up service. Library users with a UNI can also check out Barnard materials at any time using self-checkout, available via the second floor kiosk or the Barnard Library self-checkout mobile app.

## HIDDEN GEM

---

To the left of the circulation and help desk, you'll see a display of materials from Barnard's BIPOC alum collection. Continue through the entranceway to the left of the display to find the circulating Zine Library, which features zines by women and transfeminine people, as well as zine kits filled with zine-making materials. For all sorts of making projects, stop by the Design Center in Milstein 104, an inclusive makerspace that offers training, workshops, and studio space for the Barnard and Columbia communities.

MY NOTES

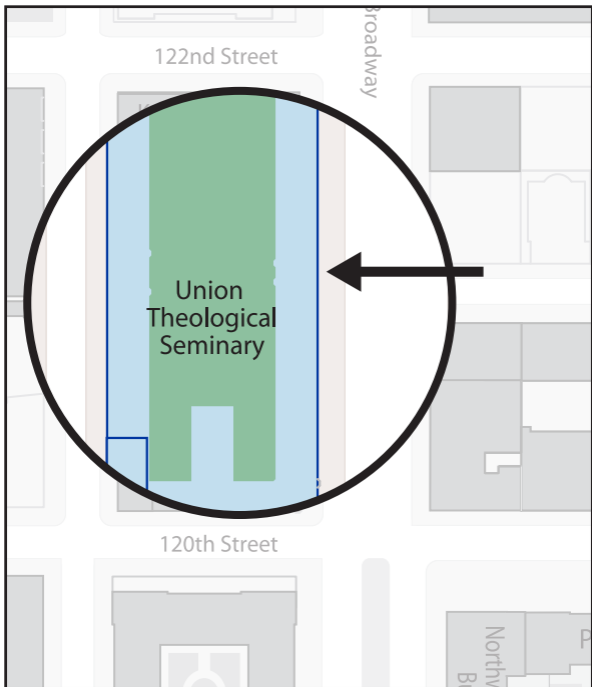
I visited this location on (date): \_\_\_\_\_



# THE BURKE LIBRARY AT UNION THEOLOGICAL SEMINARY

---

3041 Broadway





## GET HELP: CIRCULATION DESK

---

Enter the Union Theological Seminary, turn left down a long hallway and take the elevator or stairs to level one to access the Burke Library.

## PRO TIP

---

The “stacks” (or bookshelves) are accessible via the red door on the main floor (level L1) of the library. There are five floors of stacks, with over 700,000 books!

## HIDDEN GEM

---

On level L3 (up two flights via stairs or elevator) is the Main Reading Room. Note the stained-glass windows, vaulted ceilings, and chandeliers.

MY NOTES

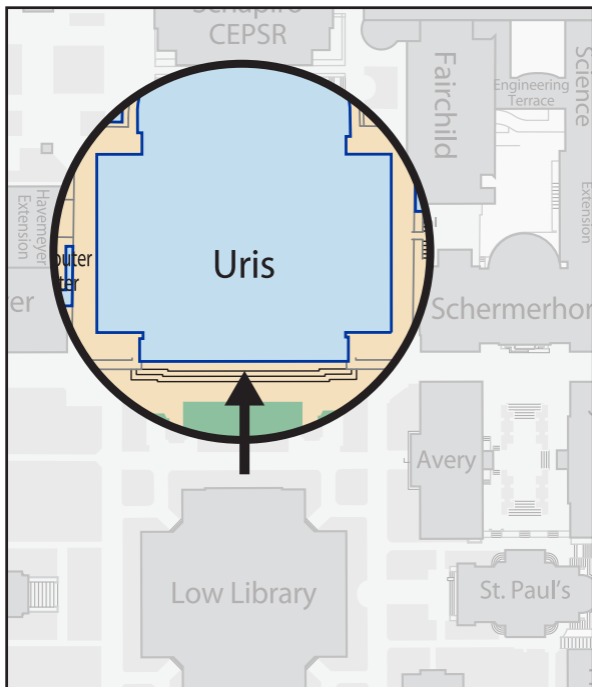
I visited this location on (date): \_\_\_\_\_



# BUSINESS & ECONOMICS LIBRARY IN URIS

---

130 Uris Hall, 3022 Broadway



## GET HELP: CIRCULATION DESK

---

Enter Uris Hall and proceed straight. The library entrance is on the left side of the elevator and the circulation desk is to the right after you enter the library.

## PRO TIP

---

This is an excellent library for group study with open tables, talking and videoconferencing allowed, plus reservable group work spaces. The group study spaces are in high demand, but can be reserved on the Libraries' website at the QR code below. Also, this library offers six Bloomberg terminals open to everyone, no advance reservations required.

## HIDDEN GEM

---

There are soundproof telephone booths—often used as interview pods—located on the first mezzanine. No reservations required.

MY NOTES

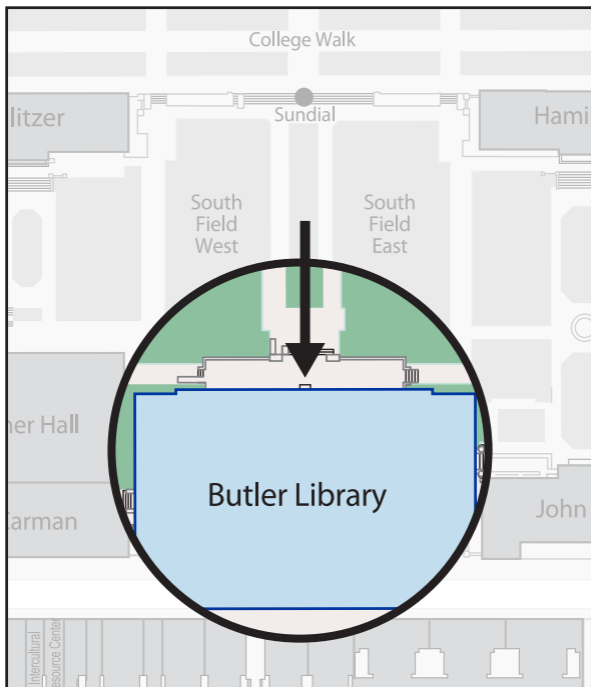
I visited this location on (date): \_\_\_\_\_



# BUTLER LIBRARY: SPACES & SERVICES

---

535 West 114th Street



## GET HELP: CIRCULATION DESK

---

Enter through the campus-facing doors and take the center staircase one flight up (or use elevators around either corner of the lobby) to the third floor. The large, central circulation desk faces room 301.

## PRO TIP

---

Butler is the largest library on campus. With study rooms on each floor, it's an excellent location for quiet study. Butler also has group study rooms on the fourth floor, and offers printing, scanning, and other services at multiple locations within the library. Ask about Butler spaces and services at the third floor circulation desk or at the Library Information Office on the second floor. (Remember that you enter Butler on the second floor of the building!)

## HIDDEN GEM

---

When you enter Butler, stop to take in the mural painting by Eugene Savage at the base of the center staircase in the lobby. It depicts Athena, goddess of wisdom, warding off two devils of ignorance and greed, contrasted with knowledge and enlightenment. Low Library and the Empire State Building are in the background.

MY NOTES

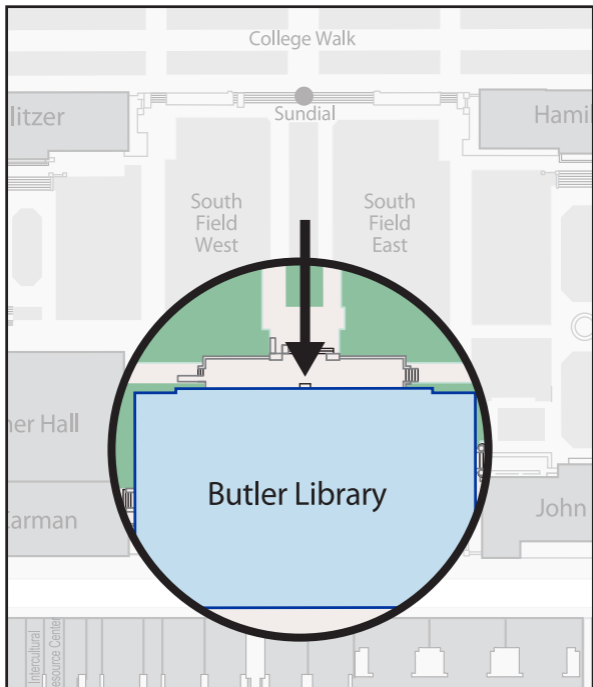
I visited this location on (date): \_\_\_\_\_



# BUTLER LIBRARY: COLLECTIONS

---

535 West 114th Street



## GET HELP: ASK A LIBRARIAN

---

The best way to navigate collections for a project, paper, or research need is to ask a librarian for help. Find a subject expert (at any location, not just Butler!) that might suit your subject area and record their name/info for when you need it. You'll find how to reach them at the link on this page.

## PRO TIP

---

Find collections related to the humanities and history, as well as the Milstein Undergraduate collection on the second, third, and fourth floors. Visit curated research collections in small, quiet reading rooms on the fifth and sixth floors, covering subjects such as African studies, moral and political theory, South Asian studies, and many more. Or, familiarize yourself with the stacks (enter just behind the circulation desk), which occupy the center column of the building with two stacks levels per outer library floor.

## HIDDEN GEM

---

The Columbia FLI (First Generation Low-Income) Partnership Library in room 303A is a collection of textbooks and other course materials available to low-income and/or first-generation students. There is a circulating comics and graphic novels section in rooms 406 and 409. The Blue Java Cafe lounge in room 214 has a new book collection to browse or check out, as well as thematic book collections.

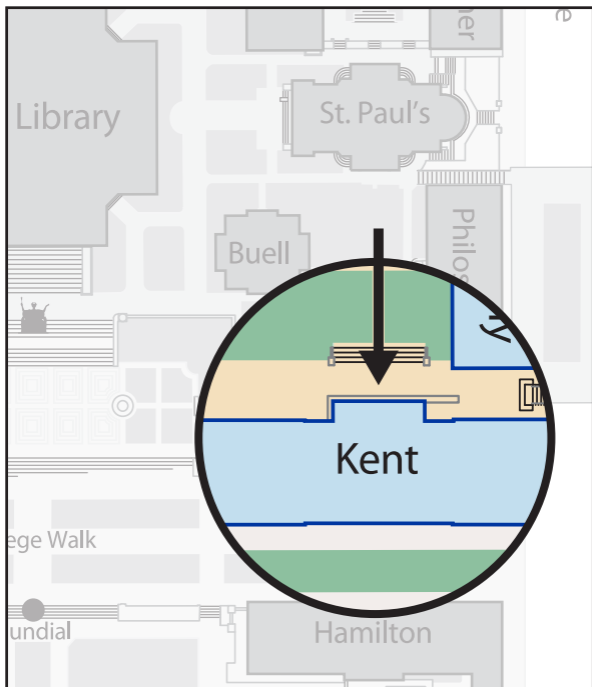
MY NOTES

I visited this location on (date): \_\_\_\_\_



# C.V. STARR EAST ASIAN LIBRARY

300 Kent Hall, 1140 Amsterdam Avenue





## GET HELP: SERVICE DESK

---

Enter Kent Hall from upper campus. The library entrance is just inside the building and you'll see a long service desk when you enter the library.

## PRO TIP

---

Make this one of your go-to quiet study locations. The beautiful main reading room features a cathedral ceiling with chandeliers and a huge Goddess of Justice stained glass window donated by Anna Chesebrough Wildey in 1913. The room also contains two master works by Japanese and Chinese artists Mizue Sawano and Xu Bing. The room was used as the background in Barbara Straisand's 1996 movie, *The Mirror Has Two Faces*.

## HIDDEN GEM

---

On the 100 level, there's a glass-cased Tibetan Thangka Painting donated by Aye Lama Tulku and Jane Werner-Aye and a custom-made, Tibetan-style cabinet made by Tashi Dholak, a master wood craftsman trained in Lhasa, Tibet. His commissioned pieces include a dais for the 14th Dalai Lama and millwork at the Padmasabhava Buddhist Center in Sidney Center, New York.

MY NOTES

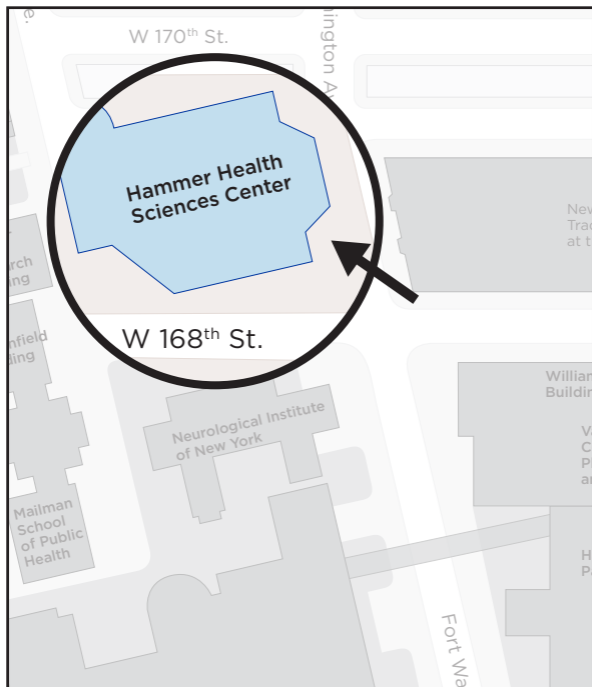
I visited this location on (date): \_\_\_\_\_



# HEALTH SCIENCES LIBRARY

---

701 West 168th Street



## GET HELP: INFORMATION DESK

---

The Health Sciences Library (HSL) comprises spaces on the lobby level and lower level one of the Hammer Health Sciences Center. Use the entrance facing Fort Washington Ave. at the corner of W. 168th St. Pass the public safety desk in the lobby and enter the Knowledge Center through the glass door to find the information desk.

## PRO TIP

---

The Knowledge Center on the lobby level is open to all Columbia affiliates from 9 a.m. to 5 p.m., Monday through Friday. The Knowledge Center is open 24/7 to Columbia University Irving Medical Center (CUIMC) ID holders. Visit the HSL site to explore a curated, highly-selective collection of biomedical information resources, reserve a study space, learn about HSL programs, or ask staff a question.

## HIDDEN GEM

---

The Archives & Special Collections at HSL include a major collection of letters and books by Florence Nightingale, part of the library of Sigmund Freud, and more than 25,000 rare books in the history of the health sciences dating back to 1476. In addition, the library holds the archives of Columbia's health science schools, including the Vagelos College of Physicians and Surgeons, established in 1767 and the second oldest medical school in the United States.

MY NOTES

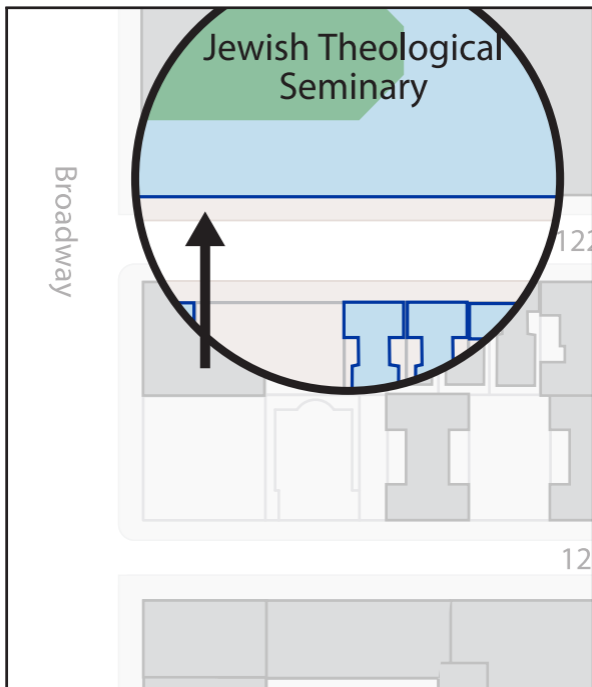
I visited this location on (date): \_\_\_\_\_



# JEWISH THEOLOGICAL SEMINARY LIBRARY (AFFILIATE)

---

3080 Broadway



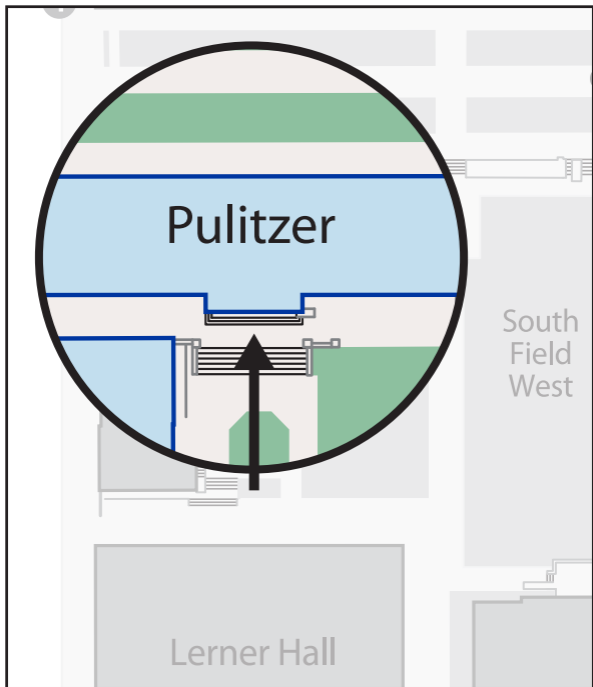
The Jewish Theological Library holds a comprehensive collection in Jewish studies. Its 11,000 Hebrew manuscripts, 32,000 rare printed books, 43,000 fragments from the Cairo Genizah, and tens of thousands of ephemeral materials are one of the greatest collections in the world. There are 450 different archival collections. **This location has access restrictions for most Columbia affiliates, with some exceptions. Please call 212-678-8844 regarding access privileges before visiting, or make an appointment to use the special collections.**



# JOURNALISM LIBRARY

---

203 Pulitzer Hall, 2950 Broadway



## GET HELP: CIRCULATION DESK

---

Enter Pulitzer Hall and turn left to proceed into the Stabile Center. Make another left and you'll find the Journalism Library and the circulation desk.

## PRO TIP

---

Review recent Columbia Journalism School Master's Projects for inspiration. Currently, projects from 2014 through 2019 are available on site for browsing.

## HIDDEN GEM

---

Right next door to the library is the Stabile Center, with open, comfortable seating perfect for a study break. Plus, Joe Coffee is just next door in the same building.

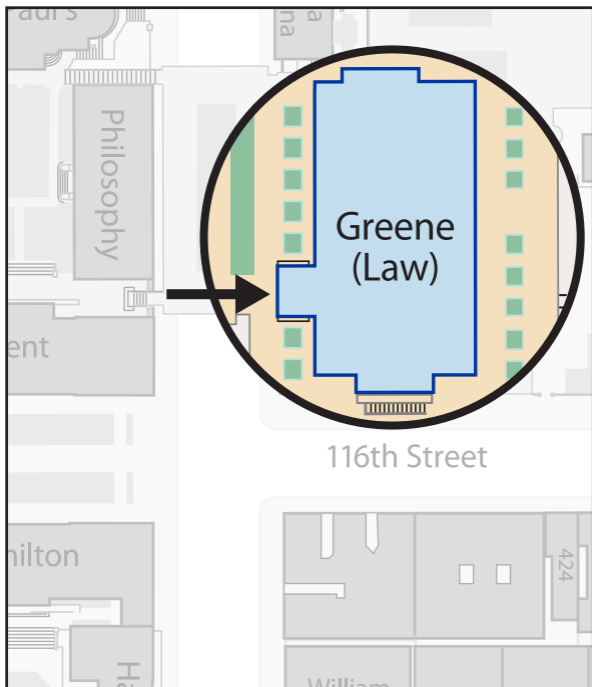
MY NOTES

I visited this location on (date): \_\_\_\_\_



# LAW LIBRARY

316 Greene Hall, 435 West 116th Street





The Arthur W. Diamond Law Library is home to one of the most comprehensive print and digital legal collections in the country. **This location has access restrictions for most Columbia affiliates, with some exceptions.** Check out the Guide to Columbia Law Library Services and Policies to learn about current access rules, who to contact for help, and how to request access to this location if needed.



# LEHMAN SOCIAL SCIENCES LIBRARY

---

300 International Affairs, 420 West 118th Street

**FROM CAMPUS ENTRANCE:**

IAB – 6th Floor and Wien Hall Plaza (East)

**FROM STREET ENTRANCE:**

Amsterdam Avenue – West 117th Street and 420 West 118th Street



## GET HELP: INFORMATION DESK

---

Lehman Library is located on the second and third floors of the School of International and Public Affairs (SIPA). Enter through the library doors on the third floor and the information desk is in the center of the floor, near the entrance.

## PRO TIP

---

Lehman has many one-person study nooks tucked away in the stacks (or bookshelves) for quiet study. There are reservable and open group study rooms located in rooms 207, 310, 315, and 329A. It also houses multiple computer labs, including a SIPA IT lab in room 321B, a CUIT lab in room 323, and library-managed workstations. Librarians who are experts in social sciences, global studies, and research data services are based in this library.

## HIDDEN GEM

---

There are two impressive statues on display in the library: a bronze bust of Dr. B.R. Ambedkar in the southeast corner and a bronze bust of Václav Havel, former President of the Czech Republic, in the west reading room, room 319.

MY NOTES

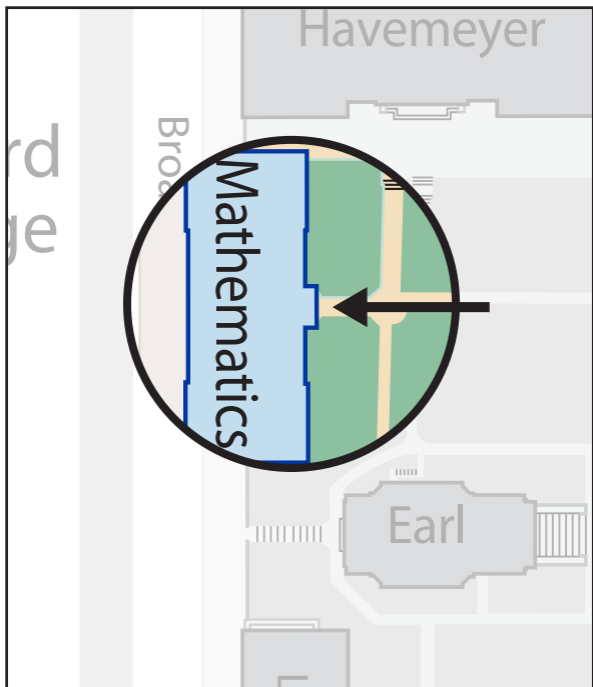
I visited this location on (date): \_\_\_\_\_



# MATHEMATICS LIBRARY

---

303 Mathematics, 2990 Broadway



## **GET HELP: CIRCULATION DESK**

---

Enter the Mathematics building through the campus-facing doors, proceed up one flight of stairs, and go through the door on the left. The circulation desk is immediately to the left after entering the library.

## **PRO TIP**

---

This library boasts some of the best windows with lots of natural light, and it's a great location for quiet study.

## **HIDDEN GEM**

---

This may be the only library on campus currently equipped with a “comfort meter.” Look for it on the left, past the entrance to the stacks (or bookshelves). Proceed into the stacks, and you'll find several desks hidden there for quiet, uninterrupted study.

**MY NOTES**

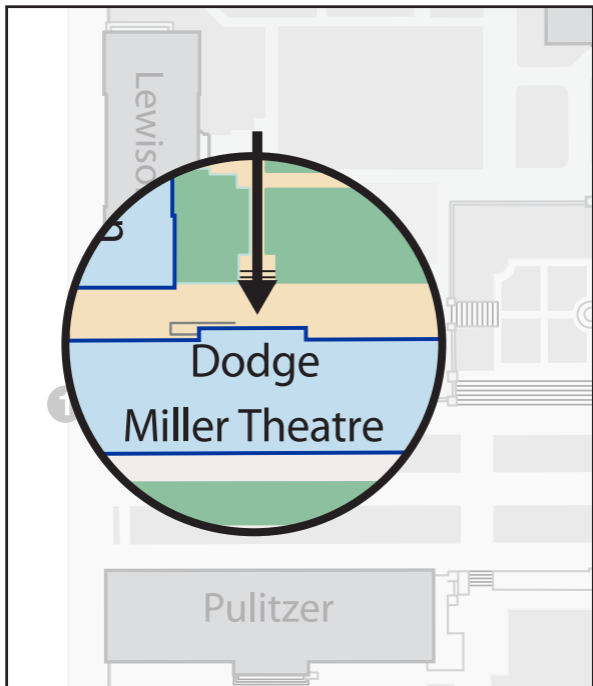
I visited this location on (date): \_\_\_\_\_



# MUSIC & ARTS LIBRARY

---

701 Dodge Hall, 2960 Broadway



## GET HELP: CIRCULATION DESK

---

Enter Dodge Hall from upper campus. Take the elevators to the seventh floor, and you'll see the library entrance to your right. The circulation desk is to the right as you enter the library.

## PRO TIP

---

The Music & Arts Library is a good, quiet space for focused study with many windows and great views of campus. The library also contains the Digital Music Lab, with digital pianos and computers with specialized music software.

## HIDDEN GEM

---

Along with collections of books and music scores, the library also holds approximately 30,000 CDs of music of all kinds and over 30,000 LPs (stored offsite) that can be requested for delivery to campus and borrowed or listened to in the library. Workshops on music technology topics are frequently offered and there are regularly new exhibits in the display cases in the library.

MY NOTES

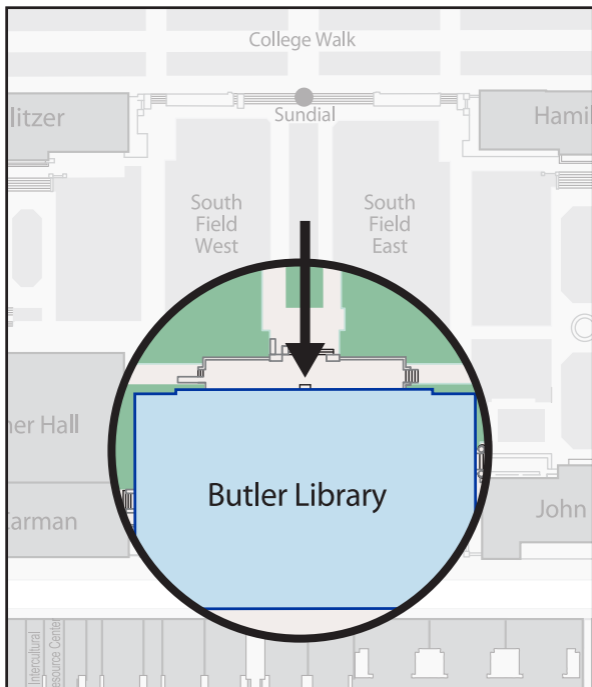
I visited this location on (date): \_\_\_\_\_



# RARE BOOK & MANUSCRIPT LIBRARY

---

6th Floor East, Butler Library,  
535 West 114th Street





## GET HELP

---

Take the east elevators in Butler Library to the sixth floor, enter through the glass doors to the right, and continue to the right to find the reference desk.

## PRO TIP

---

**Schedule an appointment and request materials** to use in one of the Rare Book & Manuscript Library (RBML) reading rooms.

## HIDDEN GEM

---

On display in the RBML is an intricate puzzle created by Frank Bara to celebrate the legacy of choreographer and dancer Arthur Mitchell and the Dance Theater of Harlem, which he founded. The pieces include every performer, performance, location, and date, as well as special tributes to patrons like iconic singer, actor, and activist Harry Belafonte. The puzzle is eight feet long, has 4,000 pieces, and opens like a polyptych with five multi-layer panels.

## WATCH ITS CONSTRUCTION



MY NOTES

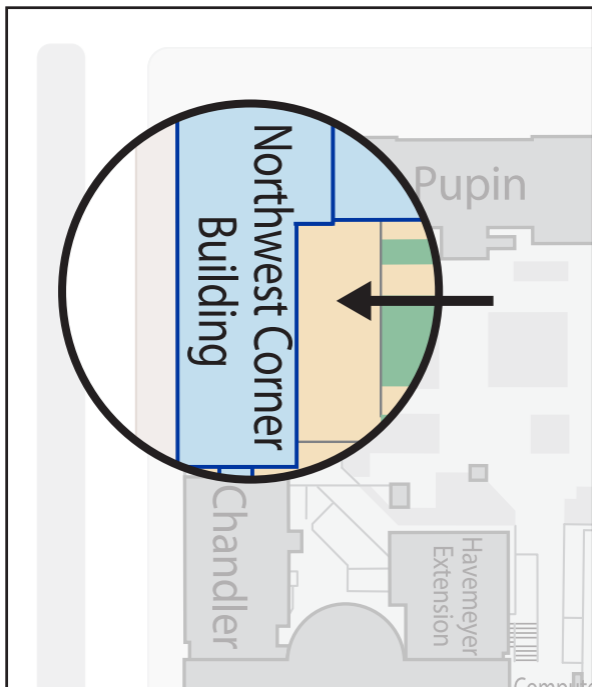
I visited this location on (date): \_\_\_\_\_



# SCIENCE & ENGINEERING LIBRARY

---

401 Northwest Corner Building,  
550 West 120th Street



## GET HELP: CIRCULATION DESK

---

Enter the Northwest Corner Building via the campus level doors and the library entrance will be to the left. From the 120th St. entrance on the north side of the building, turn immediately left, then either take the stairs to the left and continue up the escalators, or take the elevators to the right to the fourth floor. The circulation desk is immediately to the right after entering the library.

## PRO TIP

---

Find printers and scanners on both levels of the library. The Science & Engineering Library (SEL) also offers both PC and Mac workstations.

## HIDDEN GEM

---

It's hard to hide anything in a space this big and open. This library is bigger than it first appears and is one of the best spots for natural light on campus. The entrance level (fourth floor) is a collaborative work space – which means you can talk! For quiet study in this library, use the sixth floor area upstairs. Bonus, Joe Coffee is just outside the library entrance and down the escalator.

MY NOTES

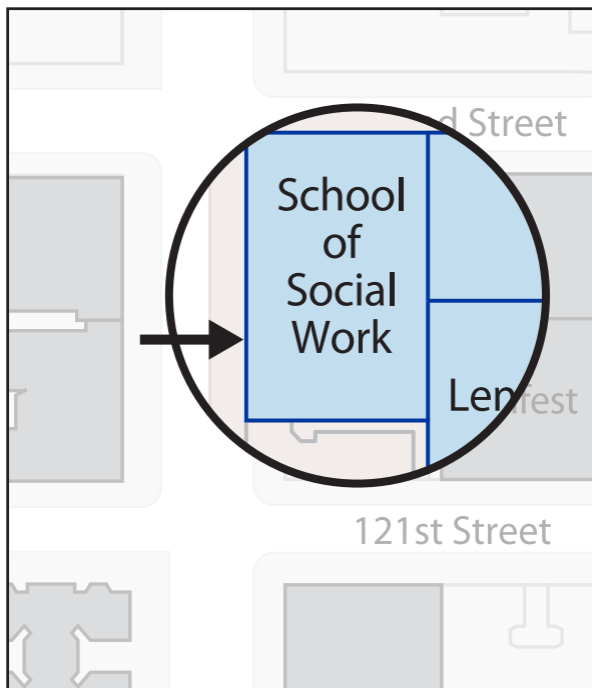
I visited this location on (date): \_\_\_\_\_



# SOCIAL WORK LIBRARY

---

1255 Amsterdam Avenue, 2nd Floor



## GET HELP: CIRCULATION DESK

---

Find the circulation desk at the entrance of the library, located on the second floor of the School of Social Work.

## PRO TIP

---

The Social Work Library is a convenient place to study if you live a few blocks north of campus and don't want to walk all the way down to an on-campus library. It's also less than a 10-minute walk to Social Work from the 125th St. A/B/C/D subway station.

## HIDDEN GEM

---

You can access an outdoor terrace with tables and chairs in the School of Social Work building. It's on the third floor, just one floor up from the Social Work Library. Also, the Social Work Library is a Hidden Gem unto itself. Make the walk up a few blocks for very quiet study spaces, collaborative workspace, a beautiful reading room, and lots of natural light.

MY NOTES

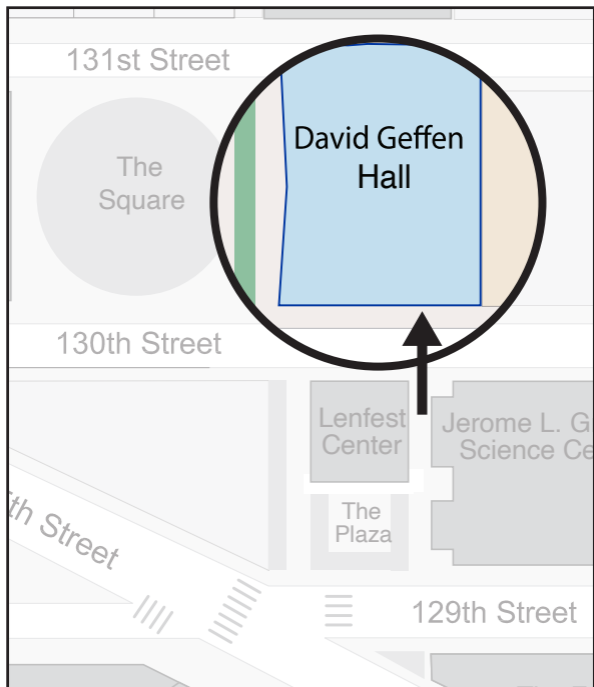
I visited this location on (date): \_\_\_\_\_



# S. STEVEN PAN '88 BUSINESS LIBRARY AT MANHATTANVILLE

---

360 Geffen Hall, 645 West 130th Street

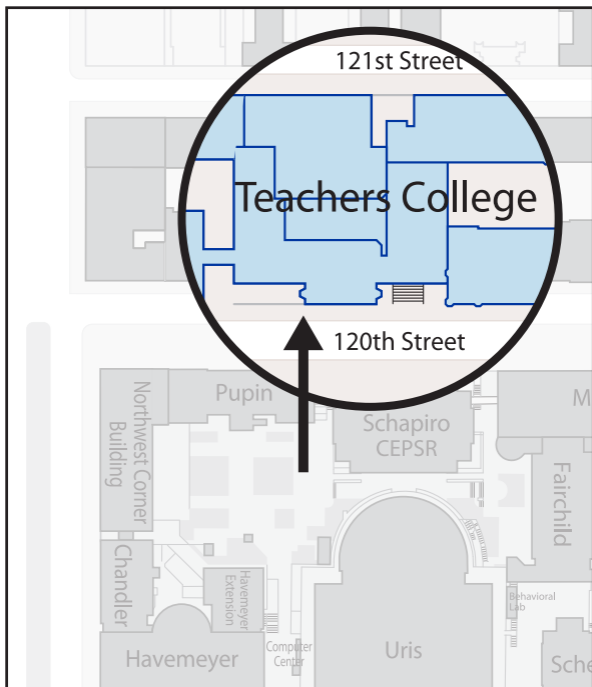


Our newest library location is a book pick-up and service hub for Columbia Business School students, faculty, and staff on Columbia's Manhattanville campus. **This location has access restrictions for most Columbia affiliates, with some exceptions.** Check out the library's website to learn about current access rules, who to contact for help, and how to request access to this location if needed.



# TEACHERS COLLEGE LIBRARY (AFFILIATE)

525 West 120th Street





## GET HELP

---

Visit the library services desk on the first floor, possibly the longest, circular desk on campus, just past Everett Library Cafe (home to daily and historical news displays, as well as curated book collections). You may need to swipe your CUID twice when entering for the first time.

## PRO TIP

---

Beyond walls, Gottesman Libraries (a.k.a. TC Library) is heart and soul for the exchange of thoughts and ideas, with a wide range of services that include research, instruction, and educational programming, like sponsored talks, live music, and art.

## HIDDEN GEM

---

There are treadmills on the first floor, where you can also find kiosks, monitors (to connect your device), and printers. The second floor collaboration space allows talking, food, and beverages and is stocked with modular desks, ergonomic task chairs, rolling lounge seating, white boards, a large teddy bear, and rock pillows.

MY NOTES

I visited this location on (date): \_\_\_\_\_





