





Photoshop and Illustrator Cheatsheet










Adobe Photoshop

- **layers**
 - manipulate layers
 - menu: Window → Layers
 - shortcut: F7
- **quick selection tool** 
 - select major parts of an image
 - shortcut: W
- **erase tool** 
 - shortcut: E
- **rectangle tool** 
 - draw a rectangle
 - shortcut: U
- **crop tool** 
 - shortcut: C
- **image size**
 - menu: Image → Image Size
 - shortcut: ALT+CTRL+I or ALT+CMD+I (Mac)
- **exporting to other file formats**
 - menu: File → Save As
 - shortcut: CTRL+SHIFT+S or CMD+SHIFT+S (Mac)
- **color modes: black and white**
 - change colors of current image to b&w
 - menu: Image → Adjustments → Black and White
 - shortcut: ALT+SHIFT+CTRL+B or ALT+SHIFT+CMD+B (Mac)



Adobe Illustrator

- **layers**
 - (same as Photoshop)
- **draw polygon tool** 
 - draw polygons
 - click and hold the rectangle () tool until a pop-up with all the other shape drawing tools pops up
- **shape grouping**
 - group two or more shapes as one
 - select two or more shapes, right-click and select 'Group'
- **free transform tool** 
 - manipulate the size, shape, and perspective of a shape
 - shortcut: E
- **gradient tool** 
 - set a gradient inside a shape
 - shortcut: G
- **paintbrush tool** 
 - draw paths using your mouse
 - shortcut: B
- **pathfinder tools**
 - perform mathematical set operations on the set of points of two or more shapes
 - menu: Window → Pathfinder
 - shortcut: SHIFT+CTRL+F9 or SHIFT+CMD+F9 (Mac)
- **eyedropper tool** 
 - pick colors from other objects inside the current document
 - shortcut: I
- **type tool** 
 - allows you to type text
 - shortcut: T
- **alignment tools**
 - align objects on page
 - menu: Window → Align
 - shortcut: SHIFT+F7